

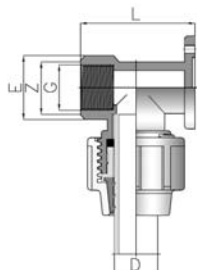
## PP-P. 01. CPW

- 90° Elbow
- Comp x BSP female thread - Wall

- Coude 90°
- Applique - Comp x Femelle à visser BSP

- Codo 90°
- De pared - Comp x Rosca hembra BSP

- Joelho 90°
- Com pater - Junta rápida x Rosca fêmea BSP



D x G	CODE	REF.	DN	PN	L	Z	E
25 x 3/4"	11723	11 01 225	56	10	65	32	36

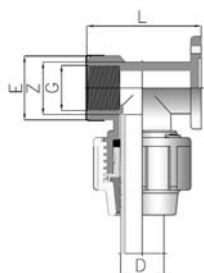
## PP-P. 01. CPWR

- 90° Reinforced elbow
- Comp x BSP female thread - Wall

- Coude 90° Renforcé
- Applique - Comp x Femelle à visser BSP

- Codo 90° reforzado
- De pared - Comp x Rosca hembra BSP

- Joelho 90° reforçado
- Com pater - Junta rápida x Rosca fêmea BSP



D x G	CODE	REF.	DN	PN	L	Z	E
25 x 3/4"	15778	11 01 325	56	10	65	32	36

## Tees - Tés - Tés - Tes

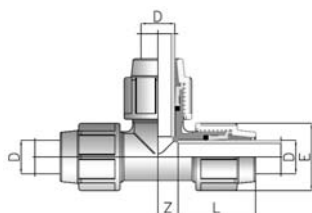
### PP-P. 03. CP

- 90° Tee
- Comp x Comp x Comp

- Té 90°
- Comp x Comp x Comp

- Té 90°
- Comp x Comp x Comp

- Te 90°
- Junta rápida x Junta rápida x Junta rápida



D	CODE	REF.	DN	PN	L	Z	E
16	01506	11 03 016	10	16	49	13	47
20	01507	11 03 020	15	16	49	13	47
25	01508	11 03 025	20	16	58	16	56
32	01509	11 03 032	25	16	81	18	65
40	01510	11 03 040	32	16	92	24	81
50	01511	11 03 050	40	16	108	28	92
63	01512	11 03 063	50	16	125	32	114
75	01513	11 03 075	65	10	140	41	128
90	17906	11 03 090	80	10	160	52	151
110	17907	11 03 110	100	10	187	55	182